

Company:	
Contact Name:	
Project:	
Order No.	Date:

ZED PURLINS

Steel Sections

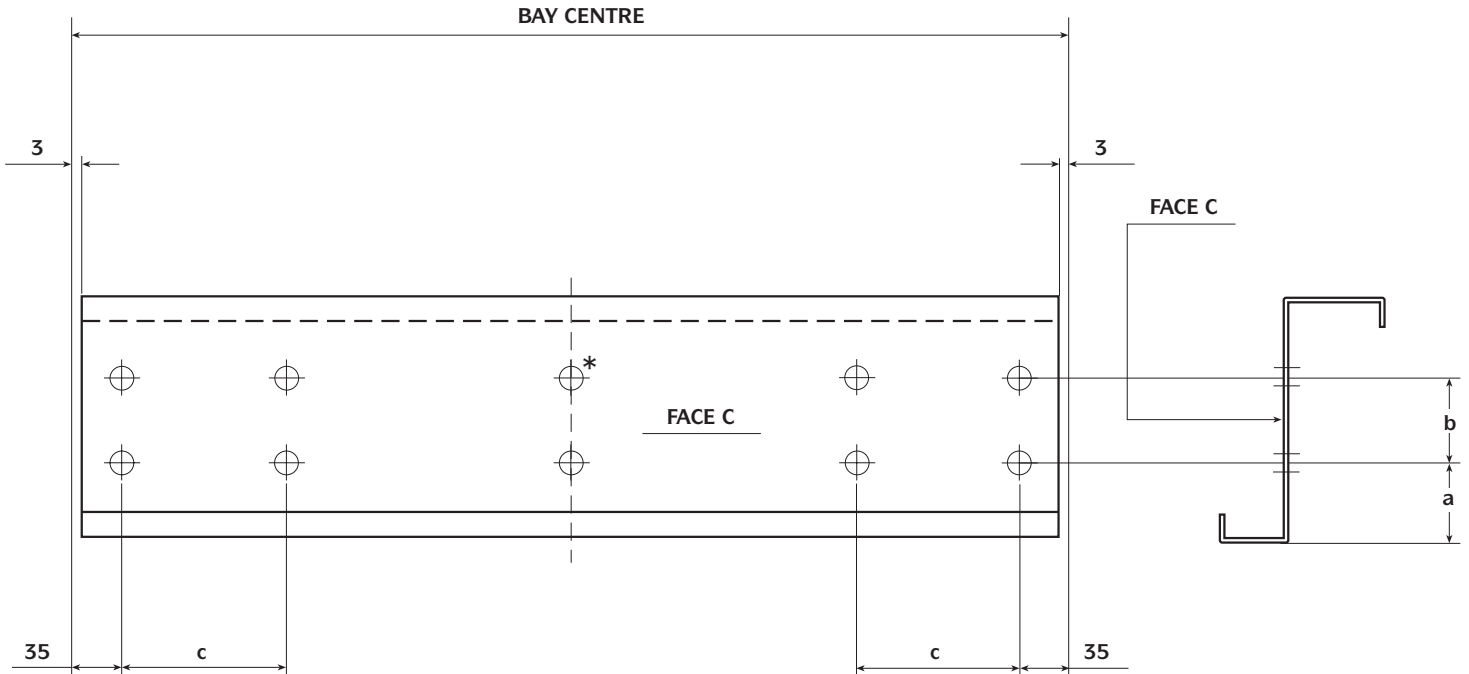
Howard Street, Hill Top, West Bromwich
West Midlands, B70 0ST

Tel: 0121 556 9111

Fax: 0121 502 5611



SINGLE SPAN



Purlin Size	a	b	c
121	40	40	150
140	40	60	208
177	40	80	208
200	40	116	208
235	43	146	410
265	43	176	461

* Please indicate position of holes for anti sag or side rail supports should you need more than one set. (usually for bay centres 6.1m - 10.1m two sets of holes will be required).

Unless otherwise stated all required holes are 18mm diameter for M16 bolts and are normally pierced in pairs on standard gauge lines.

Purlin Ref				Bay Centre	Qty	Mark Up
Depth		Thickness				



Company:	
Contact Name:	
Project:	
Order No.	Date:

ZED PURLINS

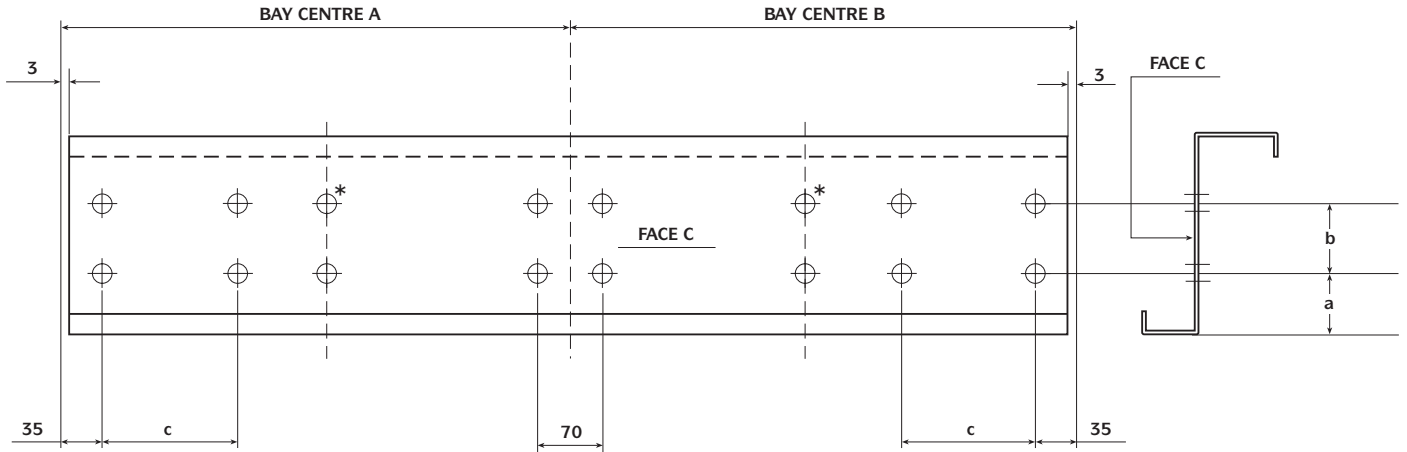
Steel Sections

Howard Street, Hill Top, West Bromwich
West Midlands, B70 0ST

Tel: 0121 556 9111
Fax: 0121 502 5611



DOUBLE SPAN




* Please indicate position of holes for anti sag or side rail supports should you need more than one set. (usually for bay centres 6.1m - 10.1m two sets of holes will be required).

Purlin Size	a	b	c
121	40	40	150
140	40	60	208
177	40	80	208
200	40	116	208
235	43	146	410
265	43	176	461

Unless otherwise stated all required holes are 18mm diameter for M16 bolts and are normally pierced in pairs on standard gauge lines.

Purlin Ref				Bay Centre A	Bay Centre B	Qty	Mark Up
Depth		Thickness					



Company:	
Contact Name:	
Project:	
Order No.	Date:

ZED PURLINS

Steel Sections

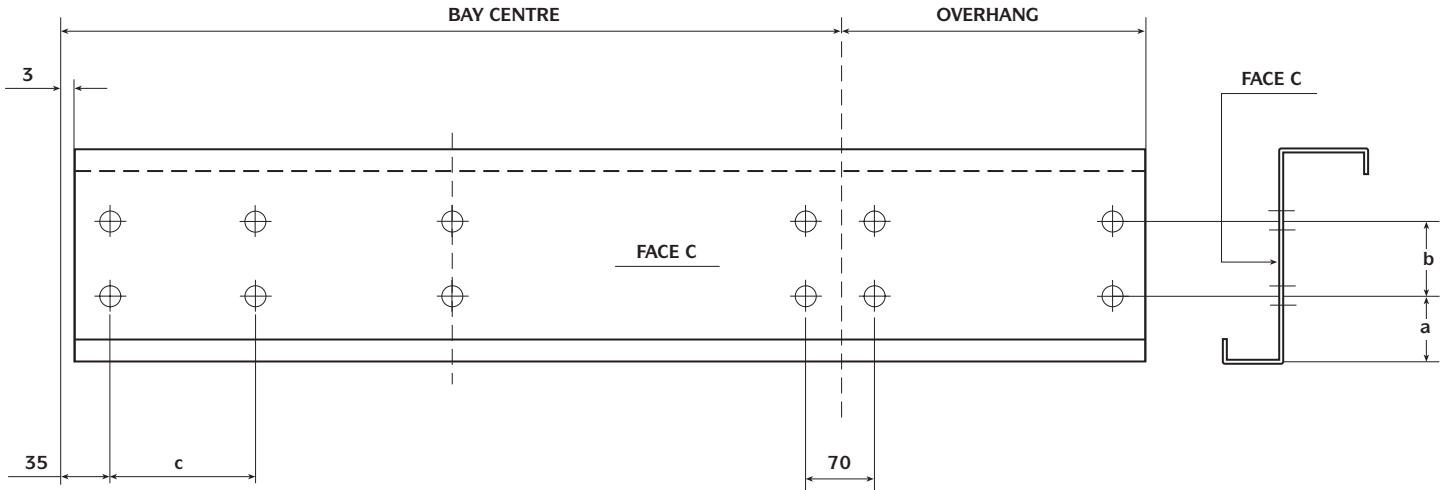
Howard Street, Hill Top, West Bromwich
West Midlands, B70 0ST

Tel: 0121 556 9111

Fax: 0121 502 5611



GABLE END RIGHT-HAND



* Please indicate position of holes for anti sag or side rail supports should you need more than one set. (usually for bay centres 6.1m - 10.1m two sets of holes will be required).

Purlin Size	a	b	c
121	40	40	150
140	40	60	208
177	40	80	208
200	40	116	208
235	43	146	410
265	43	176	461

Unless otherwise stated all required holes are 18mm diameter for M16 bolts and are normally pierced in pairs on standard gauge lines.

Purlin Ref				Bay Centre	Overhang	Qty	Mark Up
Depth		Thickness					



Company:	
Contact Name:	
Project:	
Order No.	Date:

ZED PURLINS

Steel Sections

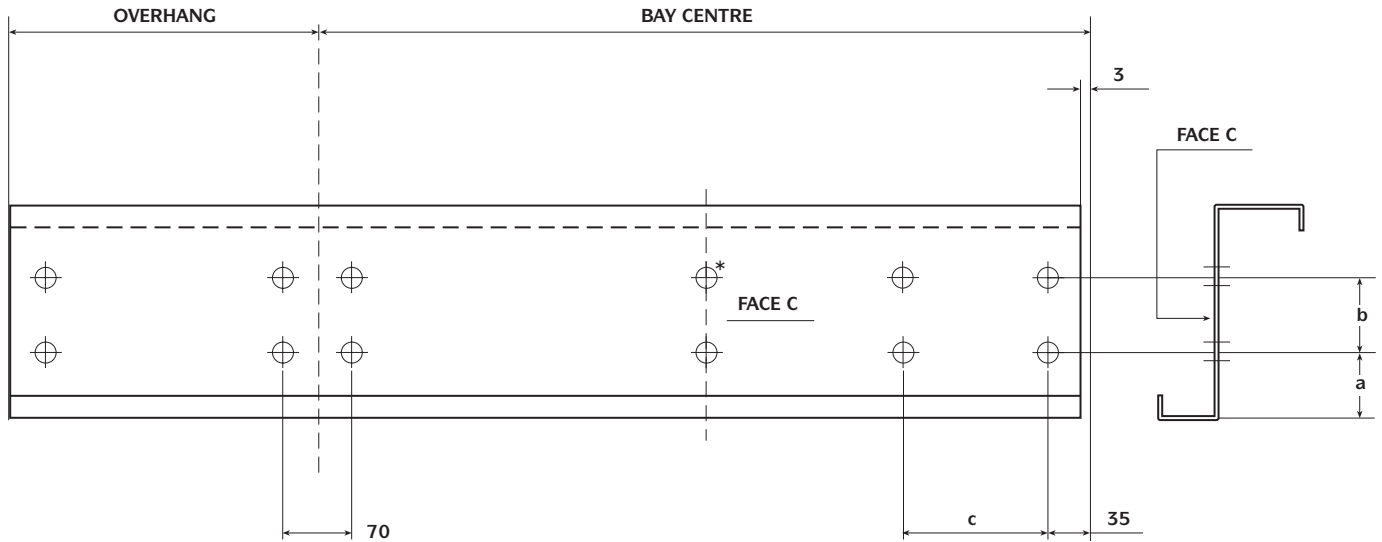
Howard Street, Hill Top, West Bromwich
West Midlands, B70 0ST

Tel: 0121 556 9111

Fax: 0121 502 5611



GABLE END LEFT-HAND



Purlin Size	a	b	c
121	40	40	150
140	40	60	208
177	40	80	208
200	40	116	208
235	43	146	410
265	43	176	461

* Please indicate position of holes for anti sag or side rail supports should you need more than one set. (usually for bay centres 6.1m - 10.1m two sets of holes will be required).

Unless otherwise stated all required holes are 18mm diameter for M16 bolts and are normally pierced in pairs on standard gauge lines.

Purlin Ref				Bay Centre	Overhang	Qty	Mark Up
Depth		Thickness					



Company:	
Contact Name:	
Project:	
Order No.	Date:

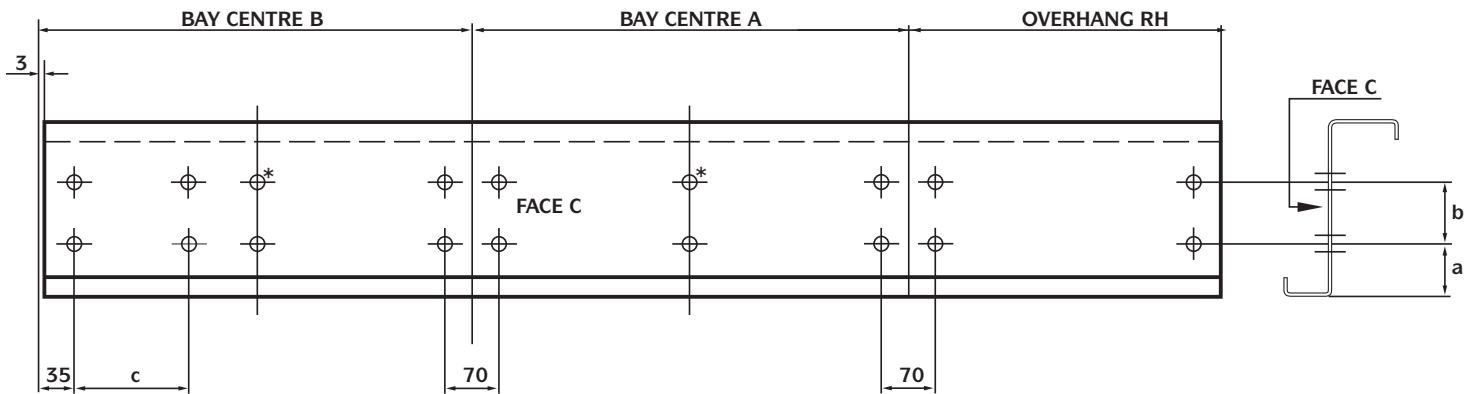
ZED PURLINS

Steel Sections
Howard Street, Hill Top, West Bromwich
West Midlands, B70 0ST



Tel: 0121 556 9111
Fax: 0121 502 5611

DOUBLE SPAN RIGHT - HAND OVERHANG



Purlin Size	a	b	c
121	40	40	150
140	40	60	208
177	40	80	208
200	40	116	208
235	43	146	410
265	43	176	461

* Please indicate position of holes for anti sag or side rail supports should you need more than one set. (usually for bay centres 6.1m - 10.1m two sets of holes will be required).

Unless otherwise stated all required holes are 18mm diameter for M16 bolts and are normally pierced in pairs on standard gauge lines.

Purlin Ref				Bay Centre B	Bay Centre A	Overhang	Qty	Mark Up
Depth		Thickness						



Company:	
Contact Name:	
Project:	
Order No.	Date:

ZED PURLINS

Steel Sections

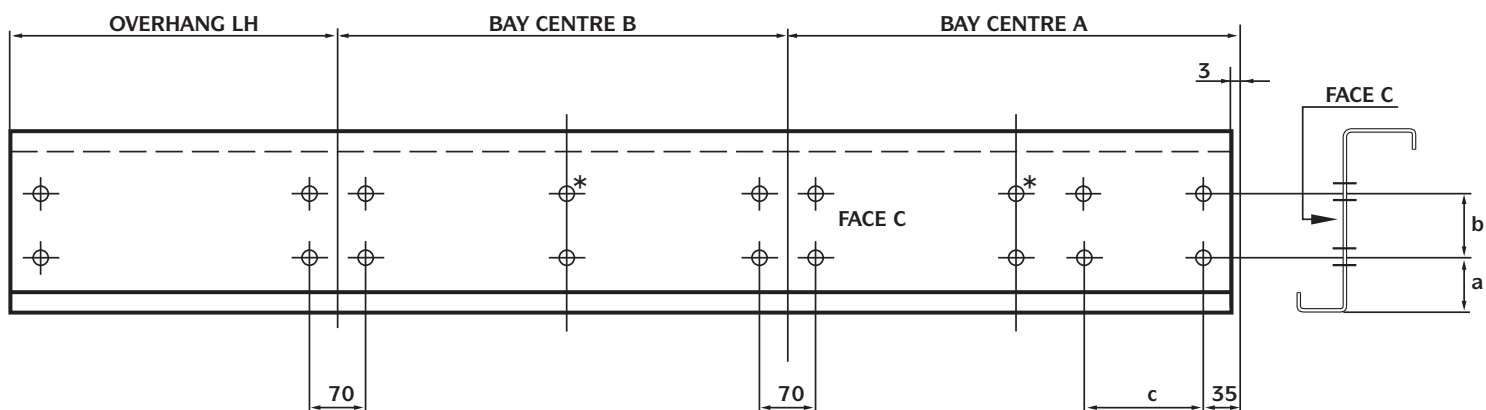
Howard Street, Hill Top, West Bromwich
West Midlands, B70 0ST



Tel: 0121 556 9111

Fax: 0121 502 5611

DOUBLE SPAN LEFT - HAND OVERHANG



Purlin Size	a	b	c
121	40	40	150
140	40	60	208
177	40	80	208
200	40	116	208
235	43	146	410
265	43	176	461

* Please indicate position of holes for anti sag or side rail supports should you need more than one set. (usually for bay centres 6.1m - 10.1m two sets of holes will be required).

Unless otherwise stated all required holes are 18mm diameter for M16 bolts and are normally pierced in pairs on standard gauge lines.

Purlin Ref		Bay Centre B	Bay Centre A	Overhang	Qty	Mark Up
Depth	Thickness					



Company:	
Contact Name:	
Project:	
Order No.	Date:

Steel Sections

Howard Street, Hill Top, West Bromwich
West Midlands, B70 0ST

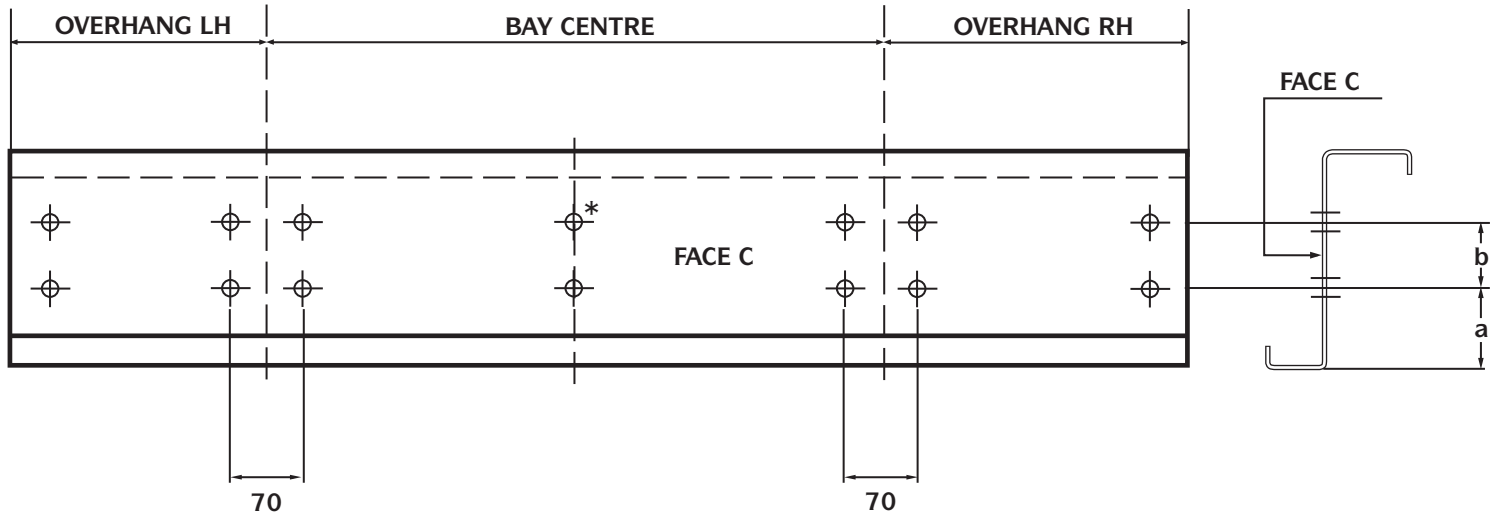


ZED PURLINS

Tel: 0121 556 9111

Fax: 0121 502 5611

SINGLE SPAN WITH LEFT & RIGHT OVERHANG



* Please indicate position of holes for anti sag or side rail supports should you need more than one set. (usually for bay centres 6.1m - 10.1m two sets of holes will be required).

Purlin Size	a	b
121	40	40
140	40	60
177	40	80
200	40	116
235	43	146
265	43	176

Unless otherwise stated all required holes are 18mm diameter for M16 bolts and are normally pierced in pairs on standard gauge lines.

Purlin Ref					LH Overhang	Bay Centre	RH Overhang	Qty	Mark Up
Depth		Thickness							



Company:	
Contact Name:	
Project:	
Order No.	Date:

ZED PURLINS

Steel Sections

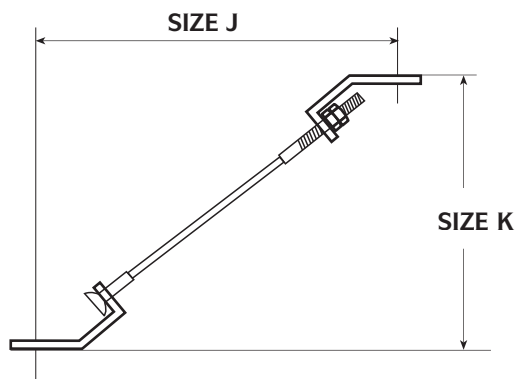
Howard Street, Hill Top, West Bromwich
West Midlands, B70 0ST

Tel: 0121 556 9111

Fax: 0121 502 5611



DIAGONAL TIE WIRES



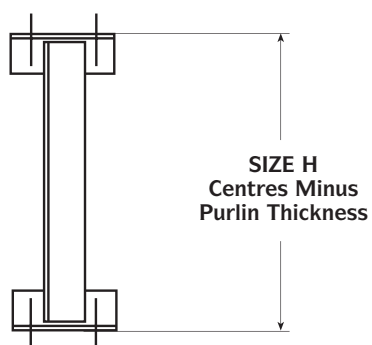
Size J	Size K	Qty	Mark Up

EAVES BEAM STIFFENING CLEAT



EB Size	Qty	Mark Up

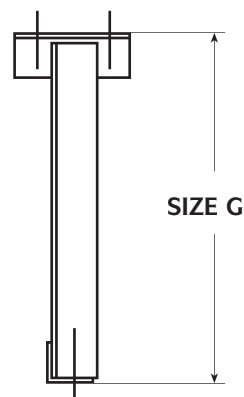
PURLIN SIDE RAIL SUPPORT



Purlin Size	Size H	Qty	Mark Up

EAVES BEAM SIDE RAIL

Use only with Stiffening Cleat



EB Size	Purlin Size	Size G	Qty	Mark Up

Company:	
Contact Name:	
Project:	
Order No.	Date:

ZED PURLINS

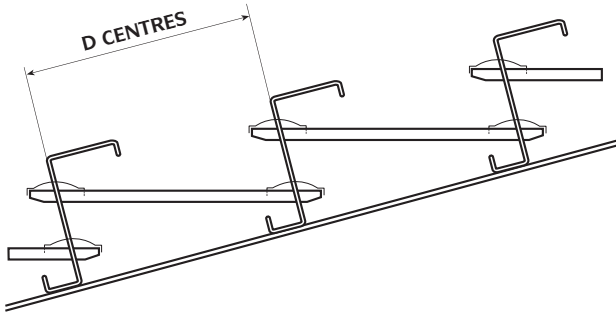
Steel Sections

Howard Street, Hill Top, West Bromwich
West Midlands, B70 0ST

Tel: 0121 556 9111
Fax: 0121 502 5611

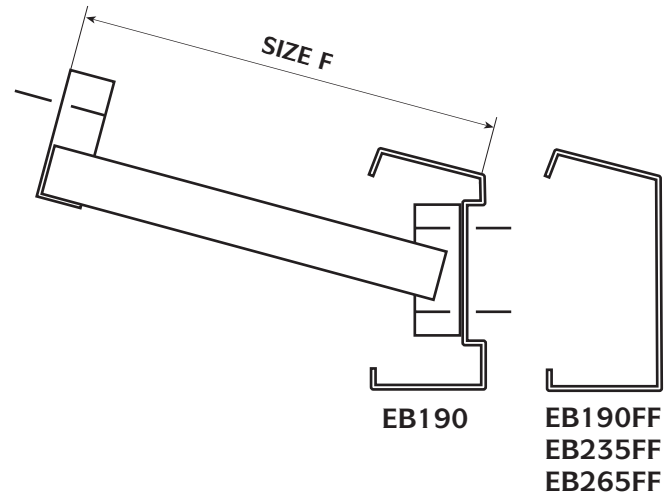


SAG BARS



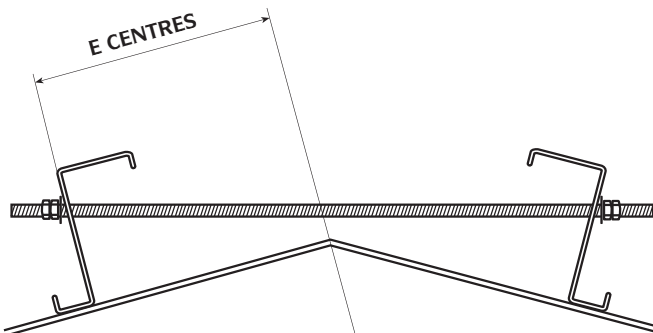
Purlin Size	D Centres	Qty	Mark Up

EAVES TIE



EB Size	Purlin Size	Roof Slope	Size F	Qty	Mark Up

APEX TIE



Purlin Size	Roof Slope	E Centres	Qty	Mark Up

Company:	
Contact Name:	
Project:	
Order No.	Date:

ZED PURLINS

Steel Sections

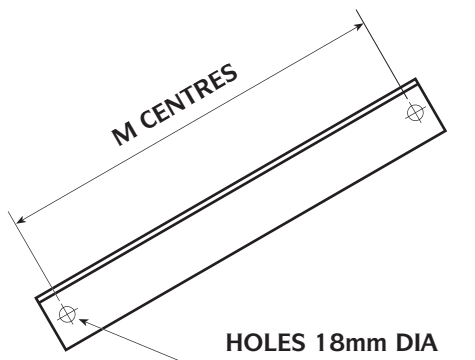
Howard Street, Hill Top, West Bromwich
West Midlands, B70 0ST

Tel: 0121 556 9111

Fax: 0121 502 5611

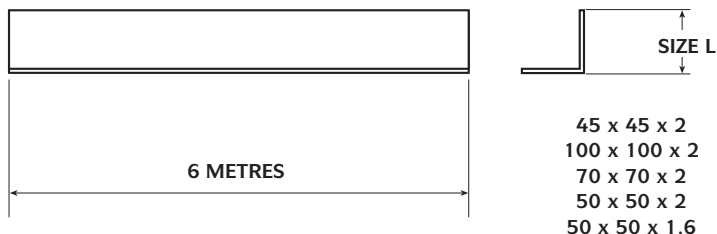


RAFTER STAYS



M Centres	Qty	Mark Up

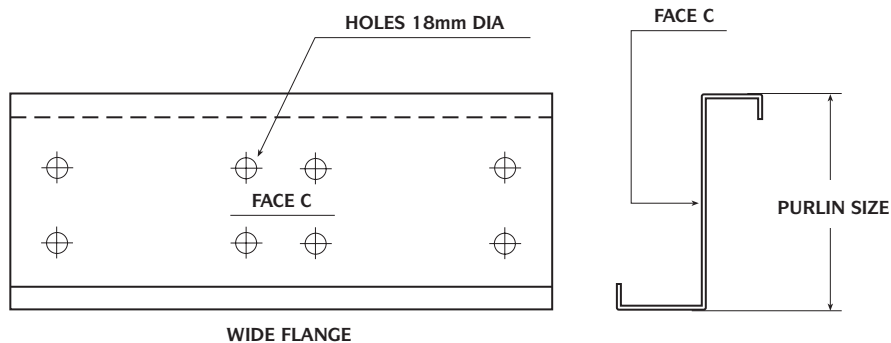
CLEADER ANGLE



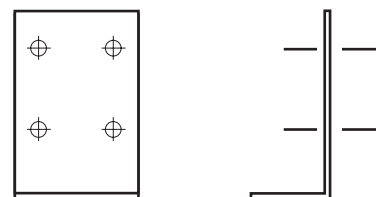
Size L	Qty

Purlin Size	Qty

SLEEVES



PURLIN CLEATS



* Weld on (Mild Steel)
Bolt on (HDG)
Please indicate type required

Purlin Size	Qty	Mark Up

Company:	
Contact Name:	
Project:	
Order No.	Date:

Steel Sections

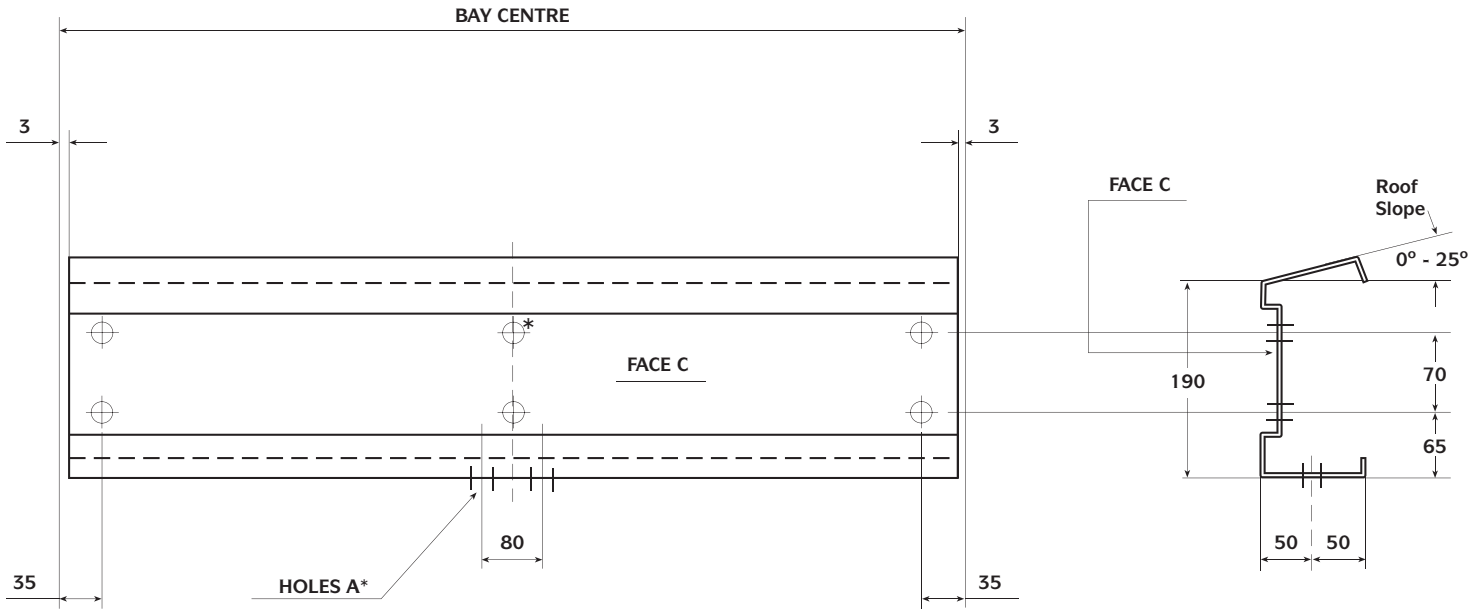
Howard Street, Hill Top, West Bromwich
West Midlands, B70 0ST



Tel: 0121 556 9111

Fax: 0121 502 5611

RECESSED EAVES BEAM



* Please indicate position of holes for the Eaves beam brace. (usually for bay centres 6.1m - 10.1m two sets of holes will be required).

Unless otherwise stated all required holes are 18mm diameter for M16 bolts and are normally pierced in pairs on standard gauge lines.

* Flange Holes 'A' are not standard and are chargeable - please specify if required

Bay Centre	Roof Slope	Holes A*	Qty	Mark Up



Company:	
Contact Name:	
Project:	
Order No.	Date:

Steel Sections

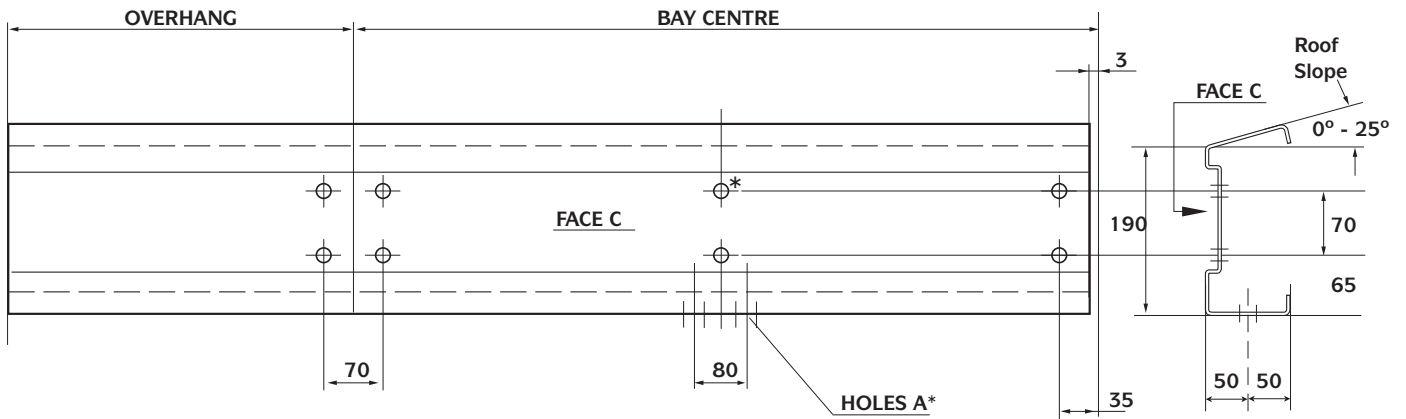
Howard Street, Hill Top, West Bromwich
West Midlands, B70 0ST



Tel: 0121 556 9111

Fax: 0121 502 5611

RECESSED EAVES BEAM - GABLE LEFT HAND OVERHANG



* Please indicate position of holes for the Eaves beam brace. (usually for bay centres 6.1m - 10.1m two sets of holes will be required).

Unless otherwise stated all required holes are 18mm diameter for M16 bolts and are normally pierced in pairs on standard gauge lines.

* Flange Holes 'A' are not standard and are chargeable - please specify if required

Bay Centre	Overhang	Roof Slope	Holes A*	Qty	Mark Up



Company:	
Contact Name:	
Project:	
Order No.	Date:

Steel Sections

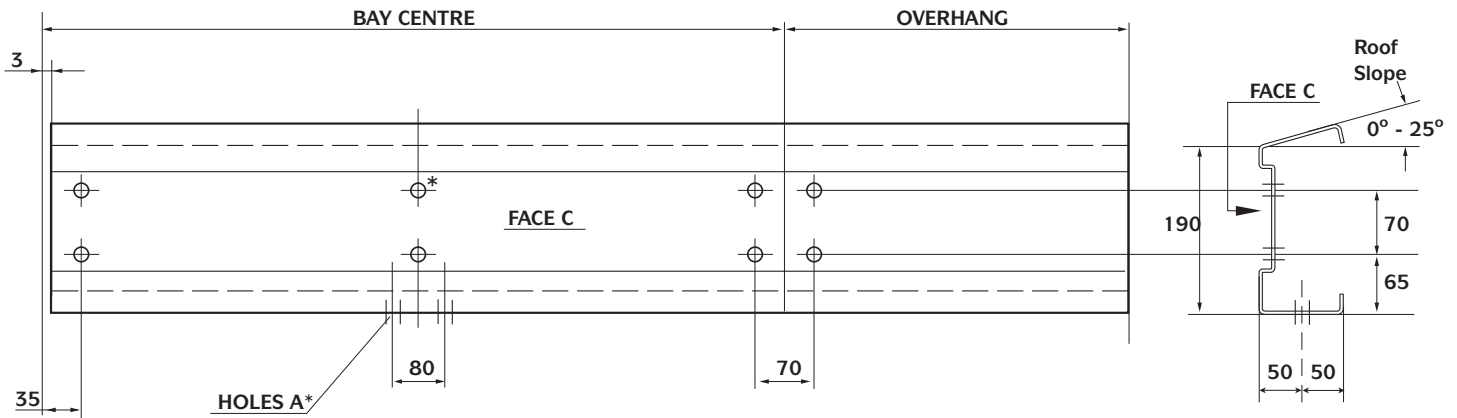
Howard Street, Hill Top, West Bromwich
West Midlands, B70 0ST



Tel: 0121 556 9111

Fax: 0121 502 5611

RECESSED EAVES BEAM - GABLE RIGHT HAND OVERHANG



* Please indicate position of holes for the Eaves beam brace. (usually for bay centres 6.1m - 10.1m two sets of holes will be required).

Unless otherwise stated all required holes are 18mm diameter for M16 bolts and are normally pierced in pairs on standard gauge lines.

* Flange Holes 'A' are not standard and are chargeable - please specify if required

Bay Centre	Overhang	Roof Slope	Holes A*	Qty	Mark Up



Company:	
Contact Name:	
Project:	
Order No.:	Date:
Dest:	Load By:

Steel Sections

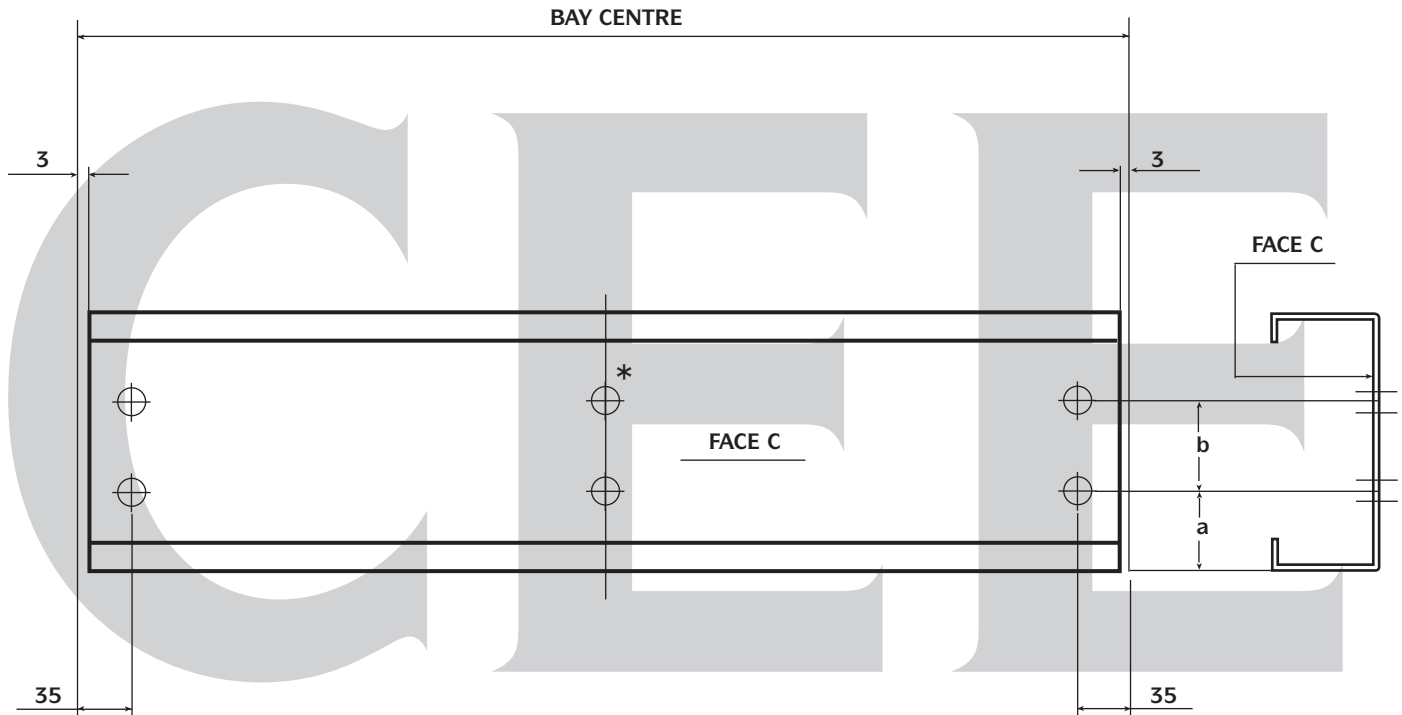
Howard Street, Hill Top, West Bromwich
West Midlands, B70 0ST



CEE SECTION

Tel: 0121 556 9111
Fax: 0121 502 5611

STANDARD SINGLE SPAN CEE (BUTT SYSTEM)



* Please indicate position of holes for anti sag or side rail supports should you need more than one set. (usually for bay centres 6.1m - 10.1m two sets of holes will be required).

CEE Section Size	a	b
140	40	60
177	40	80
200	40	116
235	43	146
265	43	176

Unless otherwise stated all required holes are 18mm diameter for M16 bolts and are normally pierced in pairs on standard gauge lines.

CEE Section Ref				Bay Centre	Qty	Mark Up
Depth		Thickness				



Company:	
Contact Name:	
Project:	
Order No.	Date:
Dest:	Load By:

Steel Sections

Howard Street, Hill Top, West Bromwich
West Midlands, B70 0ST

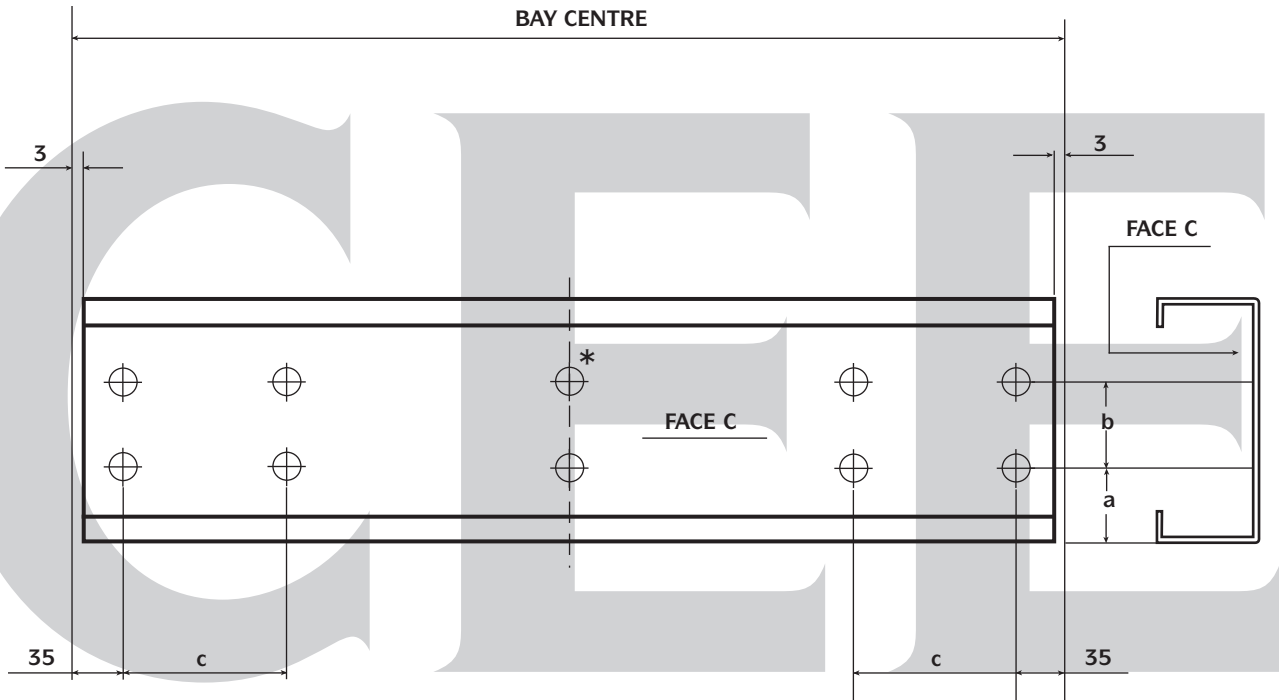


CEE SECTION

Tel: 0121 556 9111

Fax: 0121 502 5611

STANDARD SINGLE SPAN CEE (SLEEVED SYSTEM)




* Please indicate position of holes for anti sag or side rail supports should you need more than one set. (usually for bay centres 6.1m - 10.1m two sets of holes will be required).

CEE Section Size	a	b	c
140	40	60	208
177	40	80	208
200	40	116	208
235	43	146	410
265	43	176	461

Unless otherwise stated all required holes are 18mm diameter for M16 bolts and are normally pierced in pairs on standard gauge lines.

CEE Section Ref			Bay Centre	Qty	Mark Up
Depth	Thickness				



Company:	
Contact Name:	
Project:	
Order No.	Date:
Dest:	Load By:

Steel Sections

Howard Street, Hill Top, West Bromwich
West Midlands, B70 0ST

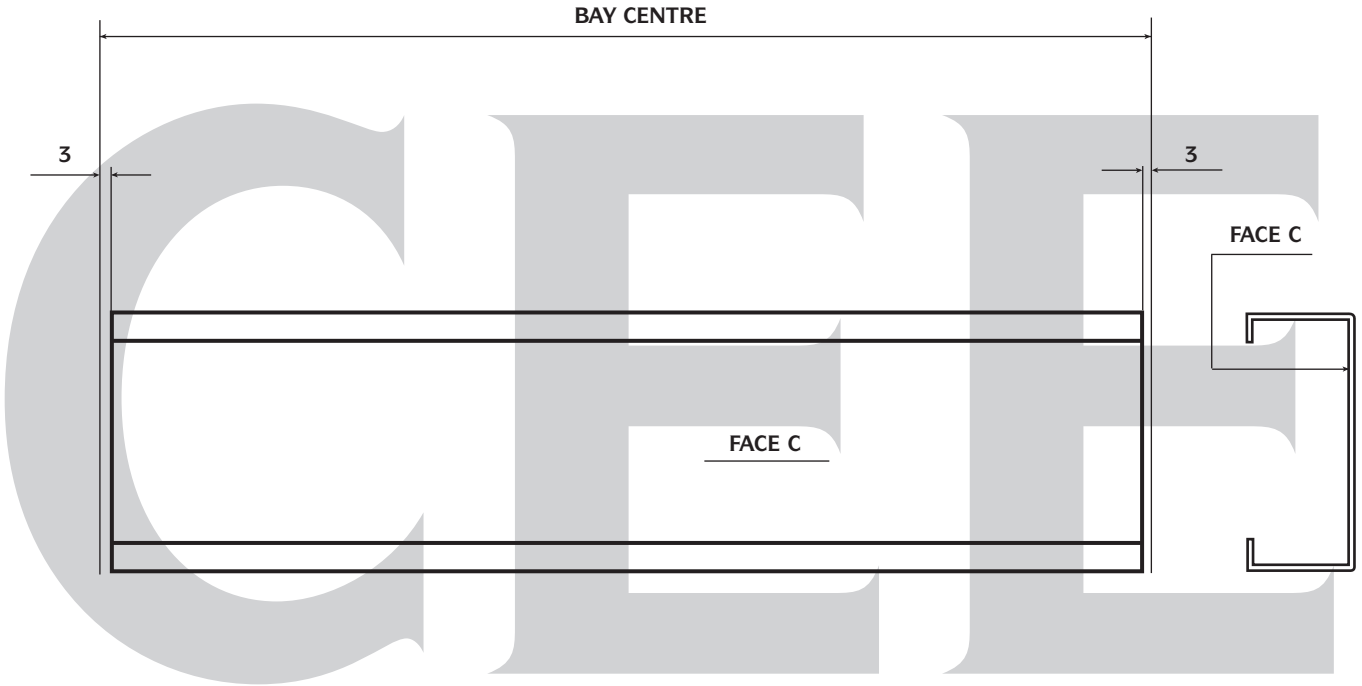


CEE SECTION

Tel: 0121 556 9111


Fax: 0121 502 5611

PLAIN CEE



CEE Section Size
140
177
200
235
265

CEE Section Ref				Bay Centre	Qty	Mark Up
Depth		Thickness				



Company:	
Contact Name:	
Project:	
Order No.	Date:
Dest:	Load By:

Steel Sections

Howard Street, Hill Top, West Bromwich
West Midlands, B70 0ST

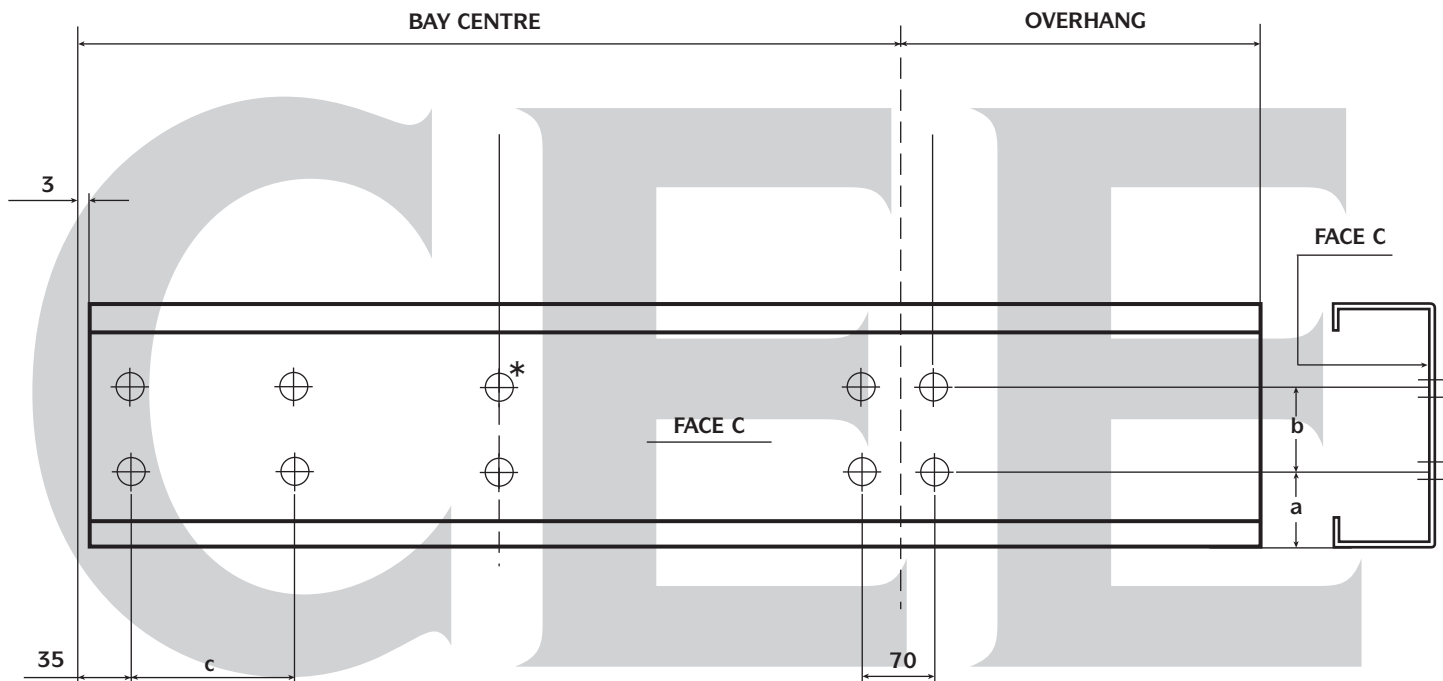


CEE SECTION

Tel: 0121 556 9111

Fax: 0121 502 5611

RIGHT-HAND OVERHANG CEE




* Please indicate position of holes for anti sag or side rail supports should you need more than one set. (usually for bay centres 6.1m - 10.1m two sets of holes will be required).

CEE Section Size	a	b	c
140	40	60	208
177	40	80	208
200	40	116	208
235	43	146	410
265	43	176	461

Unless otherwise stated all required holes are 18mm diameter for M16 bolts and are normally pierced in pairs on standard gauge lines.

CEE Section Ref				Bay Centre	Overhang	Qty	Mark Up
Depth		Thickness					



Company:	
Contact Name:	
Project:	
Order No.:	Date:
Dest:	Load By:

Steel Sections

Howard Street, Hill Top, West Bromwich
West Midlands, B70 0ST

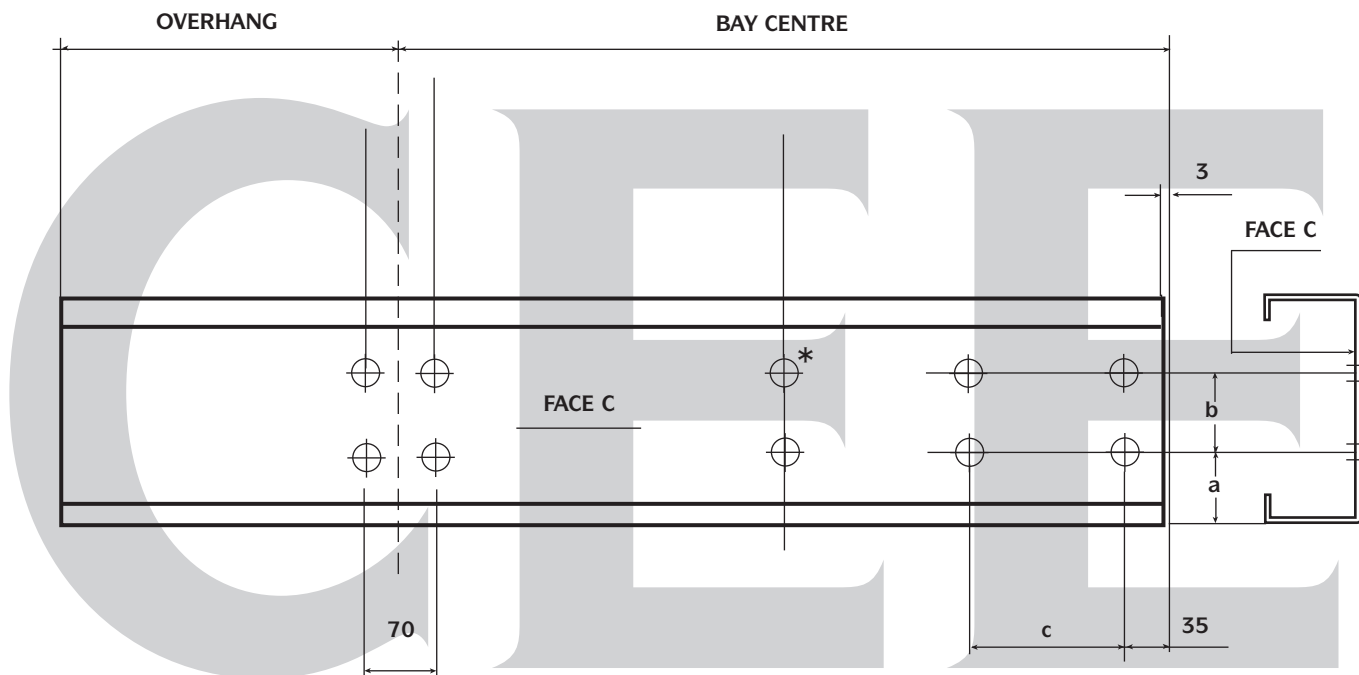


CEE SECTION

Tel: 0121 556 9111

Fax: 0121 502 5611

LEFT-HAND OVERHANG CEE



CEE Section Size	a	b	c
140	40	60	208
177	40	80	208
200	40	116	208
235	43	146	410
265	43	176	461

* Please indicate position of holes for anti sag or side rail supports should you need more than one set. (usually for bay centres 6.1m - 10.1m two sets of holes will be required).

Unless otherwise stated all required holes are 18mm diameter for M16 bolts and are normally pierced in pairs on standard gauge lines.

CEE Section Ref				Bay Centre	Overhang	Qty	Mark Up
Depth		Thickness					



Steel Sections

Howard Street, Hill Top, West Bromwich
West Midlands, B70 0ST

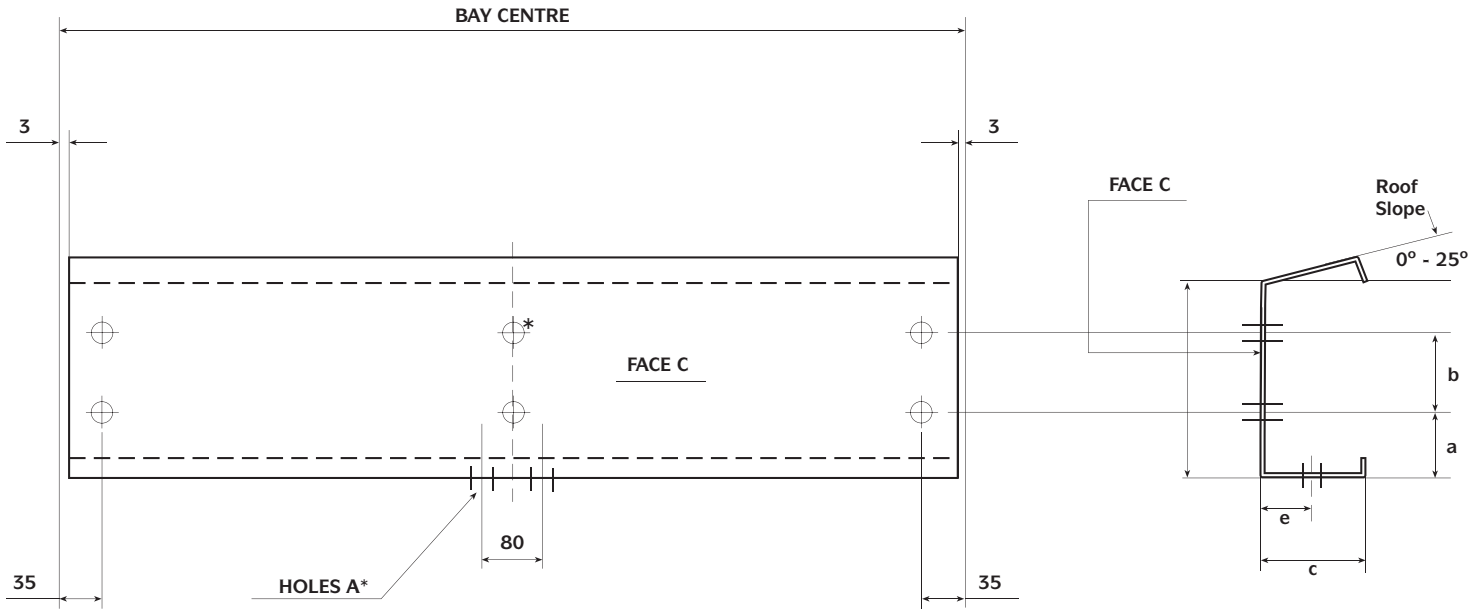


Tel: 0121 556 9111

Fax: 0121 502 5611

Company:	
Contact Name:	
Project:	
Order No.	Date:

FLAT FACE EAVES BEAM



EB Size	a	b	c	e
19020	65	70	100	50
23520	43	146	85	42.5
26520	43	176	100	50
26525	43	176	100	50

* Please indicate position of holes for the Eaves beam brace. (usually for bay centres 6.1m - 10.1m two sets of holes will be required).

Unless otherwise stated all required holes are 18mm diameter for M16 bolts and are normally pierced in pairs on standard gauge lines.

* Flange Holes 'A' are not standard and are chargeable - please specify if required

* Counter Formed holes available on request

EB Size	Bay Centre	Roof Slope	Holes A*	Qty	Mark Up



Company:	
Contact Name:	
Project:	
Order No.	Date:

Steel Sections

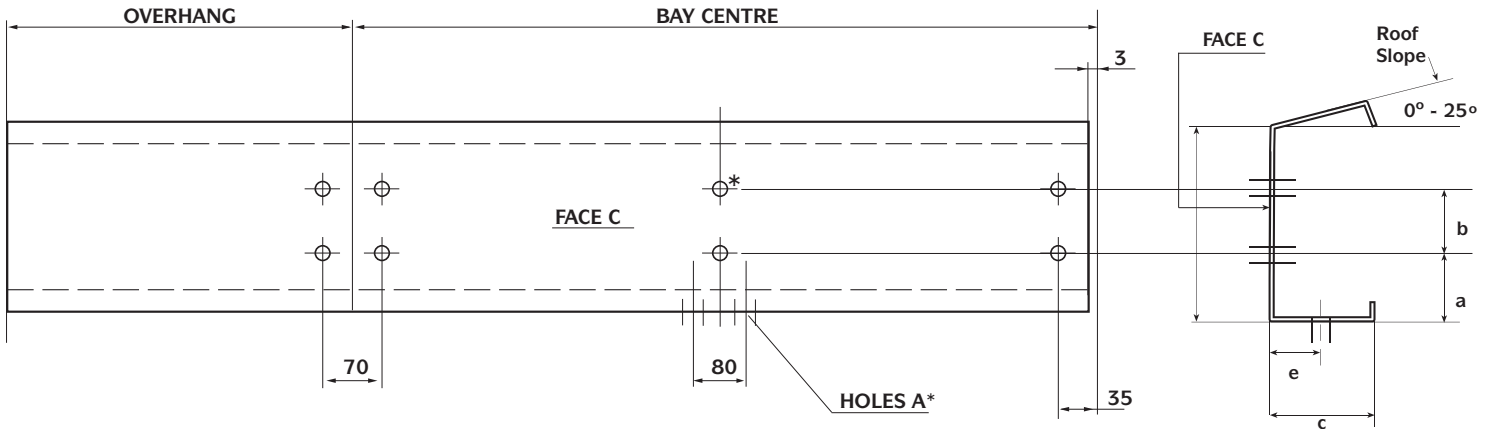
Howard Street, Hill Top, West Bromwich
West Midlands, B70 0ST



Tel: 0121 556 9111

Fax: 0121 502 5611

FLAT FACE EAVES BEAM - GABLE LEFT HAND OVERHANG



* Please indicate position of holes for the Eaves beam brace. (usually for bay centres 6.1m - 10.1m two sets of holes will be required).

EB Size	a	b	c	e
19020	65	70	100	50
23520	43	146	85	42.5
26520	43	176	100	50
26525	43	176	100	50

Unless otherwise stated all required holes are 18mm diameter for M16 bolts and are normally pierced in pairs on standard gauge lines.

* Flange Holes 'A' are not standard and are chargeable - please specify if required

* Counter Formed holes available on request

EB Size	Bay Centre	Overhang	Roof Slope	Holes A*	Qty	Mark Up



Company:	
Contact Name:	
Project:	
Order No.	Date:

Steel Sections

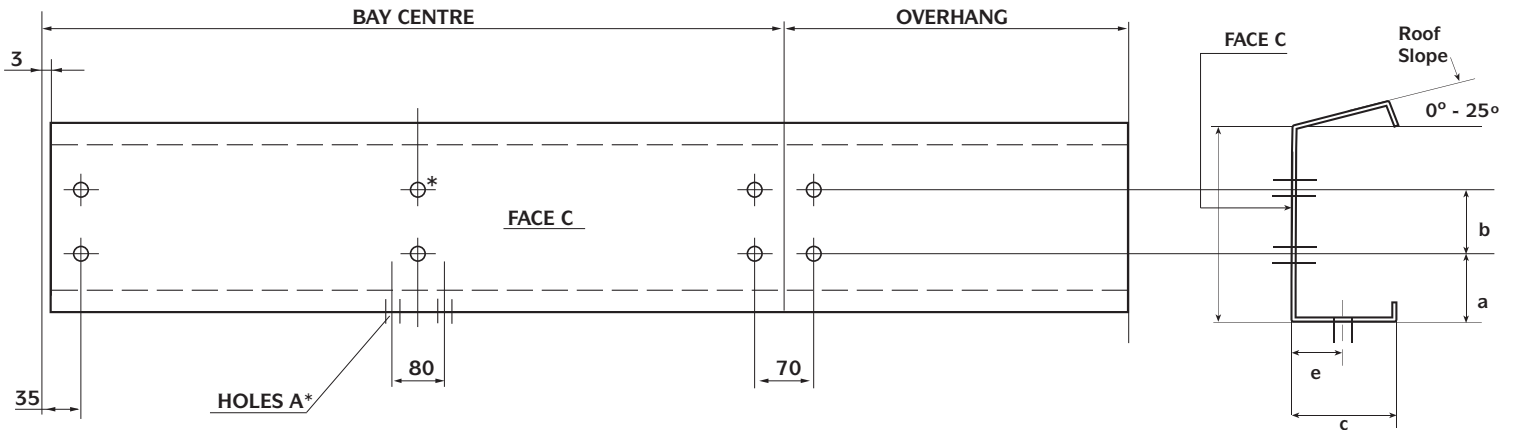
Howard Street, Hill Top, West Bromwich
West Midlands, B70 0ST



Tel: 0121 556 9111

Fax: 0121 502 5611

FLAT FACE EAVES BEAM - GABLE RIGHT HAND OVERHANG



* Please indicate position of holes for the Eaves beam brace. (usually for bay centres 6.1m - 10.1m two sets of holes will be required).

EB Size	a	b	c	e
19020	65	70	100	50
23520	43	146	85	42.5
26520	43	176	100	50
26525	43	176	100	50

Unless otherwise stated all required holes are 18mm diameter for M16 bolts and are normally pierced in pairs on standard gauge lines.

* Flange Holes 'A' are not standard and are chargeable - please specify if required

* Counter Formed holes available on request

EB Size	Bay Centre	Overhang	Roof Slope	Holes A*	Qty	Mark Up

